

# CAROLINA DEVELOPMENT Annual Report

FY 2024: July 1st, 2023-June 30, 2024

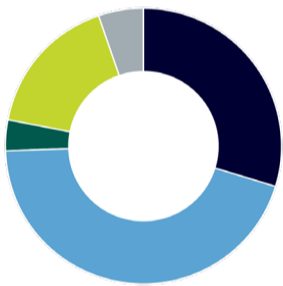
## Steadfast Support Donors to Carolina make a difference

The tremendous generosity of Carolina's community of alumni and friends continued throughout fiscal year 2024, providing critical support for the University's mission of teaching, research and public service. For the year, total commitments from more than 68,000 donors to Carolina reached \$422.8 million — creating impact felt on our campus, throughout North Carolina and beyond.

Behind the numbers detailed in this report are stories of opportunities created for our students, of research breakthroughs by our faculty, and of new spaces that facilitate the learning and discovery that happen every day on our campus. Through the strength of Carolina's endowment and our donors' generosity, these stories unfold today and extend to future generations who will inherit a University prepared to nurture their highest aspirations.

## By the Numbers

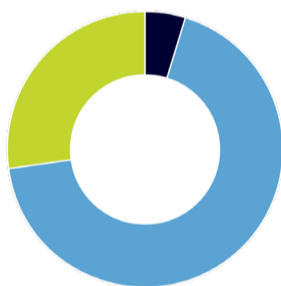
Commitments by Use\*



- Research - \$126.38 million (29.9%)
- Programming - \$188.69 (44.7%)
- Faculty Support - \$15.91 (3.8%)
- Student Support - \$70.21 (16.6%)
- Capital - \$21.63 (5.1%)

\*Numbers rounded to nearest \$10,000

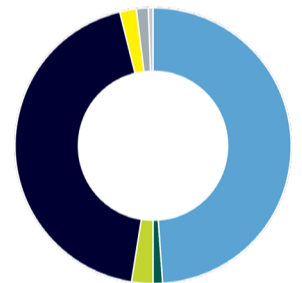
Commitments by Type\*



- Capital - \$20.56 million (4.9%)
- Current - \$287.96 million (68.1%)
- Endowment - \$114.30 million (27.0%)

\*Numbers rounded to nearest \$10,000

Donors\*



- Alumni - 28,827 (49.1%)
- Students - 659 (1.1%)
- Faculty/Staff - 1,391 (2.4%)
- Friends - 25,574 (43.6%)
- Corporations - 1,159 (2.0%)
- Foundations & Trusts - 730 (1.2%)
- Other Organizations - 320 (0.5%)

\*Does not include Educational Foundation donors

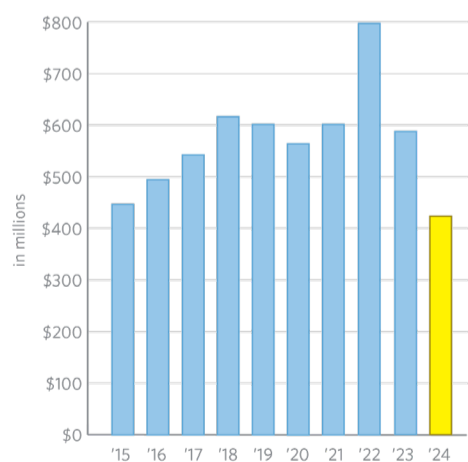
University Sources of Revenue\*



- Student Tuition & Fees, Net (11.0%)
- Government Grants & Contracts (21.5%)
- Nongovernmental Grants & Contracts (3.8%)
- Patient Services, Net (14.4%)
- Sales & Services, Net (13.1%)
- Noncapital Contributions, Net (10.0%)
- Investment Income, Net (9.0%)
- State Appropriations (15.4%)
- Other (1.8%)

\*Revenue data from UNC-CH 2024 Annual Comprehensive Financial Report; "Other" category includes other operating revenues, COVID funding and student financial aid; Numbers rounded to nearest tenth, may not add to 100.

Commitment Totals: FY 2015-FY 2024



THE UNIVERSITY  
of NORTH CAROLINA  
at CHAPEL HILL

To see how private giving makes a difference at Carolina every year, visit Carolina Stories at [stories.unc.edu](https://stories.unc.edu)